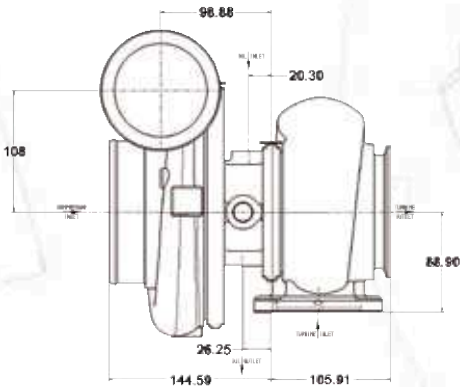


- Forged, fully-machined compressor wheel featuring next generation aerodynamics
- Dual ball bearing, oil & water-cooled CHRA
- Free float, non-wastegated turbine housing
- Optional turbine housings with T4 or diesel turbine inlet flange
- Ported shroud compressor housing to increase surge resistance
- Outline interchangeable with the ball bearing GT4202R
- GTX4202R is sold without turbine housing, includes CHRA & compressor housing. Turbine housing kits are available



| Component | INLET | | OUTLET | |
|------------|----------|---------|----------|---------|
| | Page | Diagram | Page | Diagram |
| Compressor | 82 | 37 | 82 | 07 |
| Turbine | See Note | | See Note | |
| Oil | 84 | 17 | 84 | 08 |
| Water | 86 | 14 | 86 | 14 |

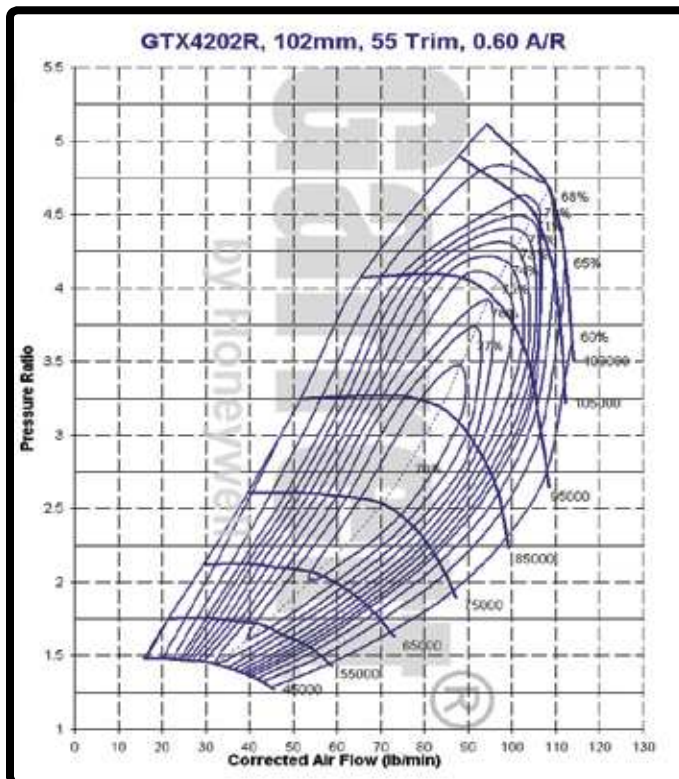
DISPLACEMENT 2.0L - 7.0L

HORSEPOWER 525 - 1150

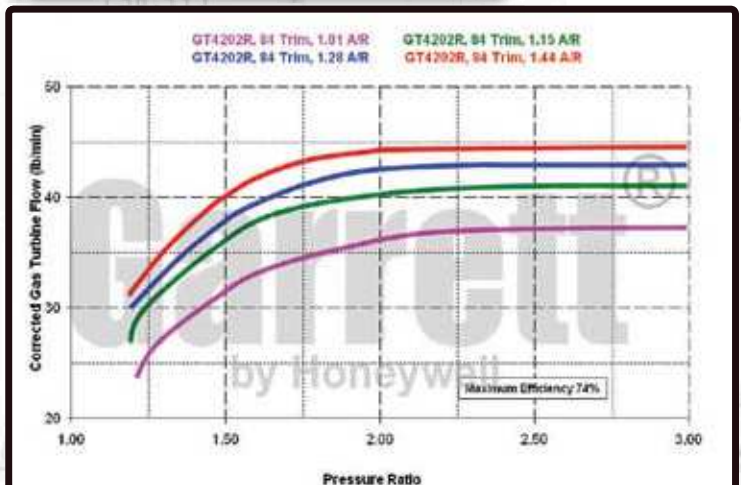
| |
|------|
| 2000 |
| 1900 |
| 1800 |
| 1700 |
| 1600 |
| 1500 |
| 1400 |
| 1300 |
| 1200 |
| 1100 |
| 1000 |
| 900 |
| 800 |
| 700 |
| 600 |
| 500 |
| 400 |
| 300 |
| 200 |
| 100 |
| 0 |

| GTX4202R | | COMPRESSOR | | | | TURBINE | | |
|----------|-----------|-------------|-------------|------|------|---------|------|-----|
| Turbo PN | CHRA PN | Ind Whl Dia | Exd Whl Dia | Trim | A/R | Whl Dia | Trim | A/R |
| 800269-2 | 451888-44 | 75.8mm | 102.3mm | 55 | 0.60 | 82.0mm | 84 | - |

*Note: inlet flange: Page - 84 Diagram - 03
 +Note: inlet flange: Page - 84 Diagram - 05



| TURBINE HOUSING OPTIONS | |
|-------------------------|------|
| PN | A/R |
| 757707-1* | 1.01 |
| 757707-2* | 1.15 |
| 757707-3* | 1.28 |
| 757707-4* | 1.44 |
| 757707-10 ⁺ | 1.01 |
| 757707-9 ⁺ | 1.15 |



GTX