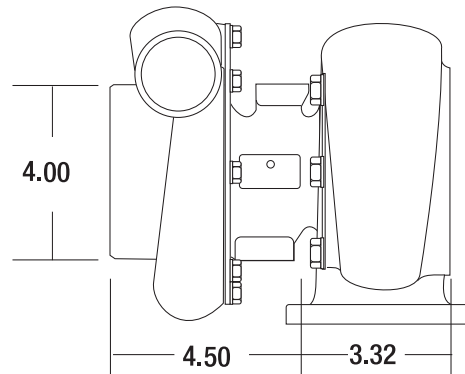
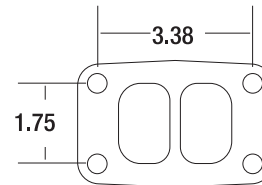
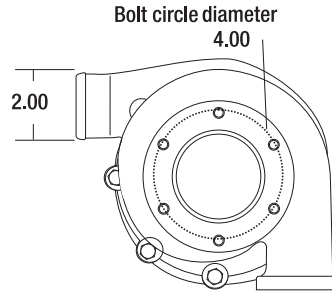


S200

320 - 580 HP Turbo



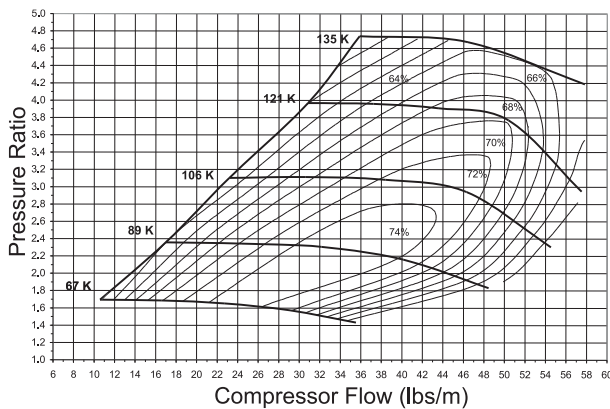
Turbo Frame Dimensions



Turbo Features

- Twin hydrodynamic journal bearings
- Extended tip technology compressor wheel
- Twin scroll turbine housing
- Adjustable compressor and turbine housing orientation
- Compressor cover recirculation grooves

Compressor Map



Extended Tip Technology

Turbo Part Number	Comp. Wheel O.D.	Comp. Wheel Inducer Dia.	Comp. Wheel Inducer Dia. (mm)	Turbine Wheel O.D.	Turbine Wheel O.D. (mm)	Turbine Wheel Exducer	Turbine Wheel Exducer (mm)	Turbine A/R	Cartridge Assembly	Service Kit
317222	3.14	2.20	56	2.92	74	2.54	65	.85	316999	318382
317246	3.14	2.20	56	2.92	74	2.54	65	.76	316999	318382